

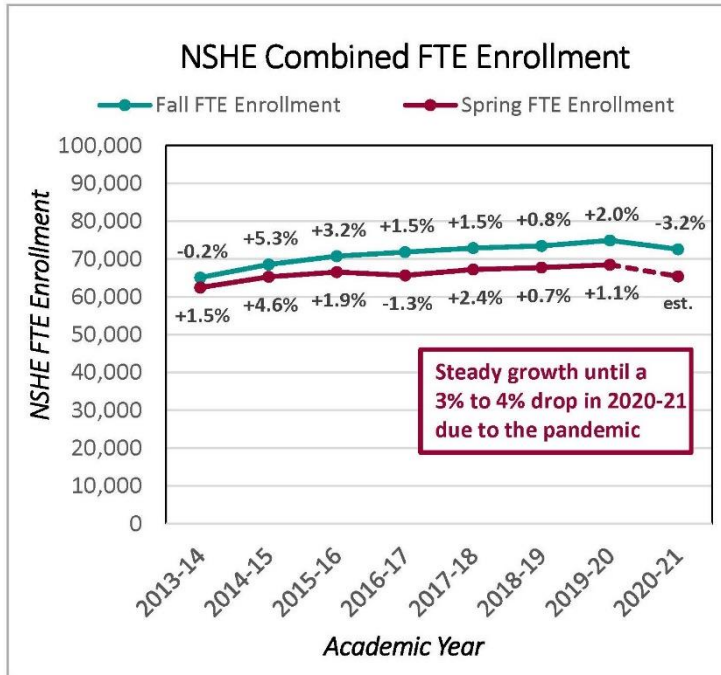


NEVADA FACULTY ALLIANCE

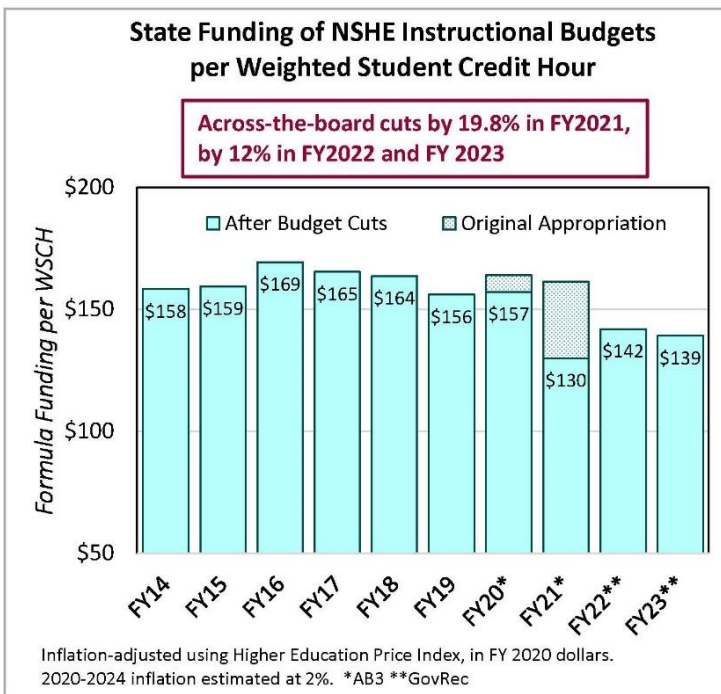
The [Nevada Faculty Alliance](#) is the independent statewide association of faculty of the Nevada System of Higher Education. The NFA is affiliated with the American Association of University Professors, which advocates for academic freedom, shared governance, and faculty rights. The NFA works to empower faculty to be wholly engaged in our mission to help students succeed.

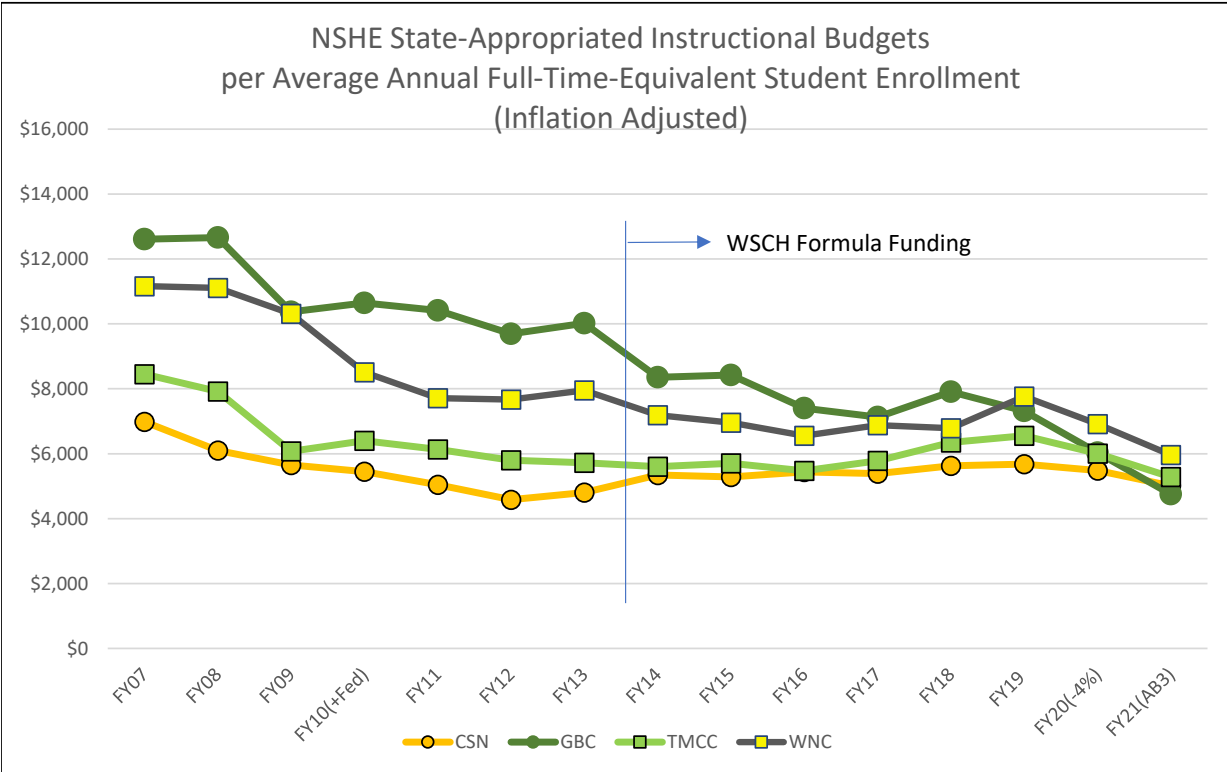
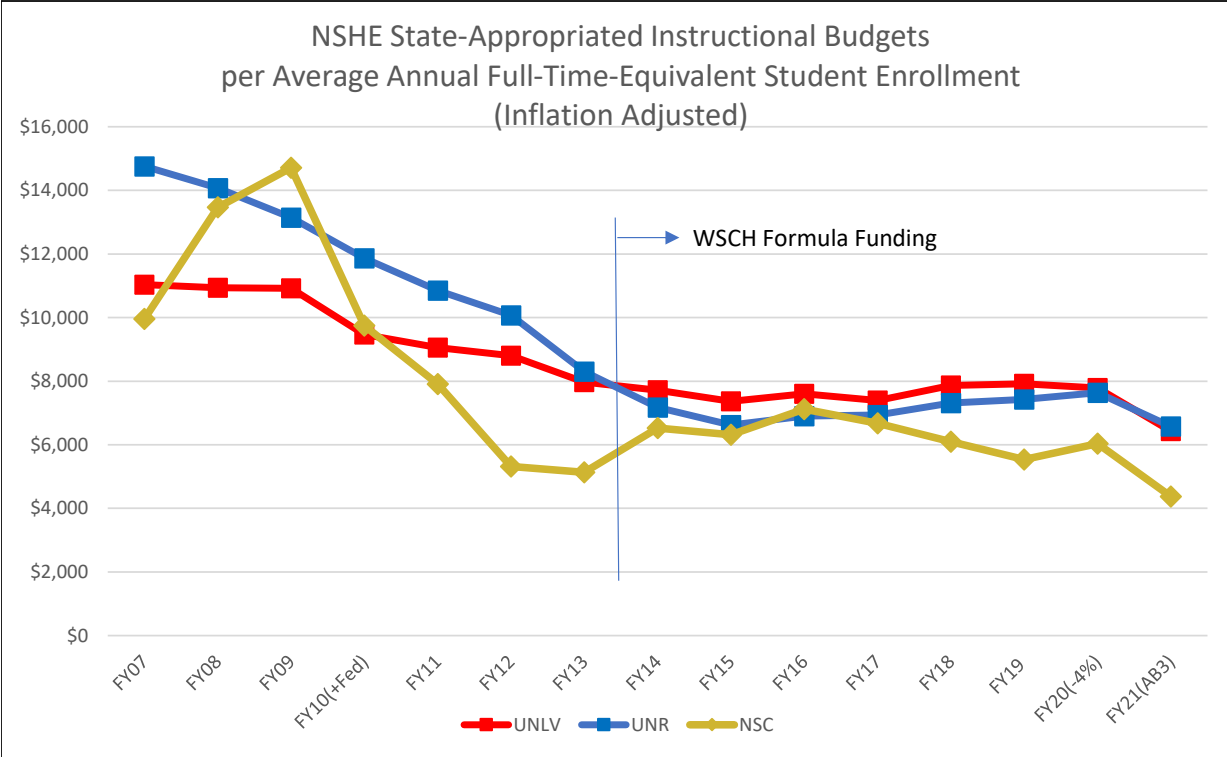
Comparing NSHE Enrollments to Proposed Budget Cuts

The budget cuts far exceed the pandemic drop in enrollment, slashing resources per student



- The decrease in [FTE enrollments](#) at all NSHE institutions in 2020-2021 was 3% to 4% (including early Spring 2021 estimates), reflecting the impact of the pandemic.
- The **19.8% cuts to the instructional budgets for 2020-21 in AB3 (special session) amount to five to six times the percentage drop in enrollment.**
- With the rollout of vaccines this spring and summer, enrollments are expected to rebound in Fall 2021.
- The 12% across-the-board cuts to NSHE budgets in GovRec for 2021-2023 greatly exceed any projected drops in enrollment for Fall 2021.
- The budget cuts have caused layoffs and will likely result in additional layoffs at NSHE institutions.
- Formula resident Weighted Student Credit Hours (WSCH) are based on course completions, not available for Spring 2021 until July.
- Using estimated WSCHs for the pandemic year of 2020-21 (rather than the count year of 2019-20 per budget policy) for the [WSCH Caseload Growth maintenance budget item](#) for 2021-2023 would unfairly doubly penalize NSHE for temporary drops in enrollments due to the pandemic.
- Additional cuts would hinder the reopening of campuses and recovery from the pandemic.
- Because pandemic-related enrollment drops at some community colleges have been more severe, their budgets would be hit hardest by a further reduction in the caseload growth funding, just as the newly unemployed are seeking training to rejoin the workforce.
- The dollar value per WSCH (left) or per FTE (next page) has been about flat since the formula was introduced in FY2014, adjusted for inflation, until the pandemic cuts. **The FY2021 budget cuts dropped the dollar values per WSCH precipitously.** The WSCH value assigned in FY2014 was at the low point after budget cuts from the Great Recession—those cuts were baked in and never restored.
- Enrollments have increased modestly since 2014, with the first drop in 2020-2021 due to the pandemic. **Higher enrollments mean helping more Nevada students succeed, which is the purpose of WSCH funding.**





Source: NSHE Annual Operating Budget Reports and Data Dashboard. Inflation adjusted to FY2020 dollars, Higher Education Price Index (Commonfund). Compiled by NFA 3/2021.